



MASTER BOOK

2023



HEART CARE INDIA CO

No 21/11, 2nd Floor, VC Garden 2nd Street,
Mandaveli, Chennai-600 028.

Phone No: 044-24954590/9962514402

Mail Id: heartcare1995@gmail.com

Web: www.heartcareindia.com

**Cardiac
Vascular
Cardiology**

CARDIAC SURGERY

CHASE HEART STABILIZER / SVR

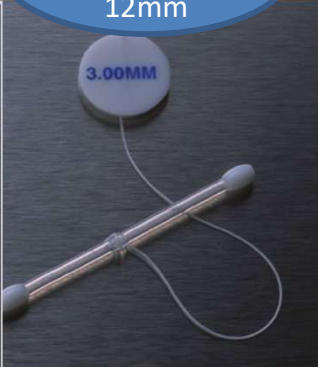


CHASE - INTRACORONARY VESSEL SHUNT


Bulb Tip short Shunt 30mm




Bulb Tip LONG Shunt 12mm



Tapered Tip Shunt 12mm



TRIPOD



Vessel Loops



Pruitt F3® Balloon




Flexcel™ 8-14 Fr



XenoSure® Biologic Patch




NIKO Flexible Pen




CARDIAC SURGERY



LifeSpan ePTFE Graft



AlboGraft Polyester



OMNIFLOW



Aortic Punches

OTW – Embolectomy



Single Lumen Latex Embolic Catheter

One-to-Many Lumen Embolic Catheter

Novel Single Lumen Silicone Embolic Catheter



Soft tissue Retractor

BULLDOG CLAMP



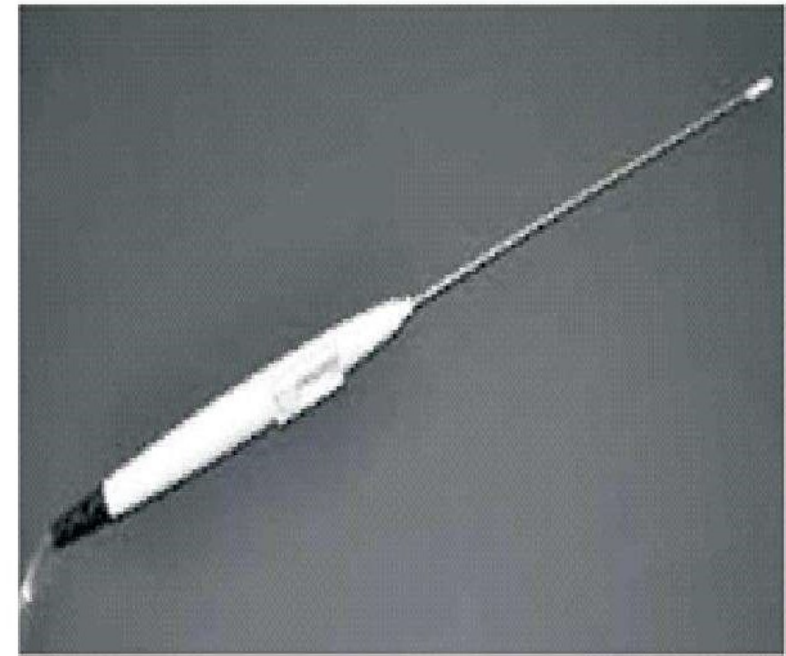

Wound Protector

Viper II Vacuum Stabilization System



Complete Line to Beating Heart Stabilization Technology

The Viper II Vacuum Stabilization System combines vacuum stabilization with an apical positioner and blower mister visualization.



BLM-700MS Viper II Blower Mister

Viper II Features

- *Low Profile Stabilization for Access to Anastomotic Site*
- *Malleable Footpads provide Optimal Positioning*
- *Apical Positioning for Access to All Arteries*
- *Blower Mister Offers Clear View and Access*
- *Stabilizer and Apical Positioner Fit Other Sternal Retractors*



HEART CARE INDIA CO

**No 21/11, 2nd Floor, VC Garden 2nd Street,
Mandavelil, Chennai-600 028.**

Phone No: 044-24954590/9962514402

Mail Id: heartcare1995@gmail.com

Web: www.heartcareindia.com

MEDTRONIC equivalent to OCTOPUS 3 Stabilizer and URCHIN Heart Positioner

STB-700VS: Viper II Vacuum Stabilizer, M base
API-700VS: Viper II Apical Lift Positioner, M Base

Designed to fit on the Medtronic or Chase Retractor



Vacuum Foot Pods and Vacuum Apical Positioner are identical on both "M" and "Q" bases. They are more equivalent to the Maquet system.



Disposable Retractor Rails to fit on the Maquet Retractor Sold as part of the STB-800VS: Viper II Vacuum Stabilizer with Q Base

New Codes: MAQUET EQUIVALENT

STB-800VS, Viper II Stabilizer with Q Base, includes Retractor Rails (see next image)

API-800VS, Viper II Apical Lift Positioner with Q Base

Equivalent to ACROBAT SUV, MODEL: OM-9000 Stabilizer and EXPOSE 4 Apical Positioner

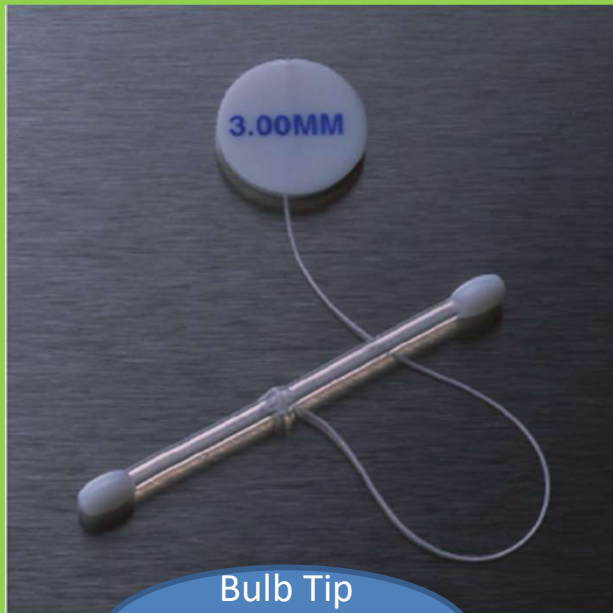
Fits only on the Maquet Retractor

CHASE INTRACORONARY LONG 30 MM SHUNTS

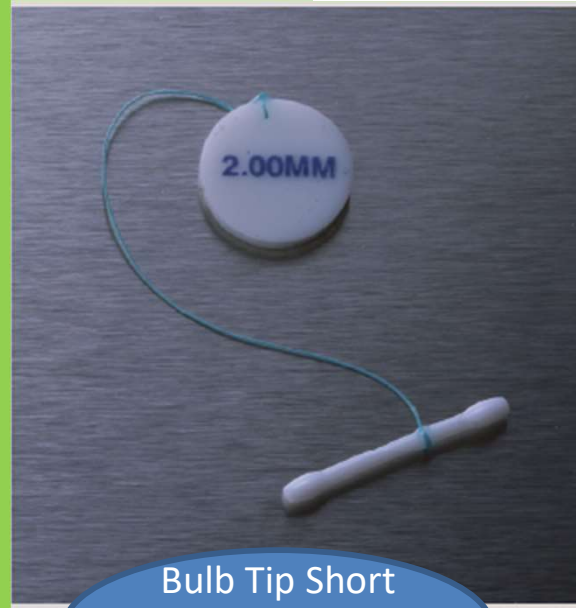


HEART CARE INDIA CO


No 21/11, 2nd Floor, VC Garden 2nd Street,
Mandaveli, Chennai-600 028.
Phone No: 044-24954590/9962514402
Mail Id: heartcare1995@gmail.com
Web: www.heartcareindia.com



Bulb Tip
LONG Shunt
30mm



Bulb Tip Short
Shunt
12mm



Tapered Tip
Short Shunt
12mm

TAPERED Tips

- Helps prevent Arrhythmias
- Control arterial bleeding
- Faster & more accurate
- Soft Silicone Tip

BULB Tips

- Minimize Trauma
- Obstruction –Free flow Path
- Improve Blood Flow
- Flexible Shaft

Product	Ref Code
Tapered Tip Shunts 1.00/ 12mm Shaft	SHT-1210S
Tapered Tip Shunts 1.00/ 12mm Shaft	SHT-1213S
Tapered Tip Shunts 1.00/ 12mm Shaft	SHT1215S
Tapered Tip Shunts 1.00/ 12mm Shaft	SHT-1218S
Tapered Tip Shunts 1.00/ 12mm Shaft	SHT-1220S
Tapered Tip Shunts 1.00/ 12mm Shaft	SHT-1225S
Bulb Tip Shunts 1.50/ 12mm Shaft	SHB-1215S
Bulb Tip Shunts 1.75/ 12mm Shaft	SHB-1218S
Bulb Tip Shunts 2.00/ 12mm Shaft	SHB-1220S
Bulb Tip Shunts 2.50/ 12mm Shaft	SHB-1225S
Bulb Tip Shunts 3.00/ 12mm Shaft	SHB-1230S
Bulb Tip Shunts 2.00 / 30mm Shaft	SHB-3020S
Bulb Tip Shunts 2.50 / 30mm Shaft	SHB-3025S
Bulb Tip Shunts 3.00 / 30mm Shaft	SHB-3030S

LeMaitre- Range of Vascular Grafts



LifeSpan® ePTFE Vascular Grafts

- Superb suture retention²
- High burst strength²
- for Haemodialysis



AlboGraft® Polyester Vascular Graft

- Knitted and woven double velour grafts
- Approved collagen impregnation process
- Comfortable sealing
- Excellent suture ability
- Softness and conformability
- Removable external spiral for peripheral grafts



Omniflow® II Biosynthetic Vascular Prosthesis

- Made Up of collagen and a polyester mesh
For Hemodialysis where vein is not available

XenoSure[®]

Biologic Patch

LeMaitre[®]

Exceptionally Strong, Uniform
and Easy to Suture

- Vascular & Cardiac Repair
- Suture Line Reinforcement
- Soft Tissue Deficiency Repair
- NEW – Dura Repair

**STRONG, UNIFORM AND
EASY TO SUTURE**

- Biocompatible
- Excellent tensile and suture retention strength
- Does not require special sutures
- Uniform collagen thickness* for easier suturing

450K+ XenoSure Patches
Implanted over 5 Years**



* Data on file at LeMaitre Vascular, Inc.

** Based on LeMaitre Patch units sold in the last 5 years



HEART CARE INDIA CO

No 21/11, 2nd Floor, VC Garden 2nd Street,
Mandaveli, Chennai-600 028.

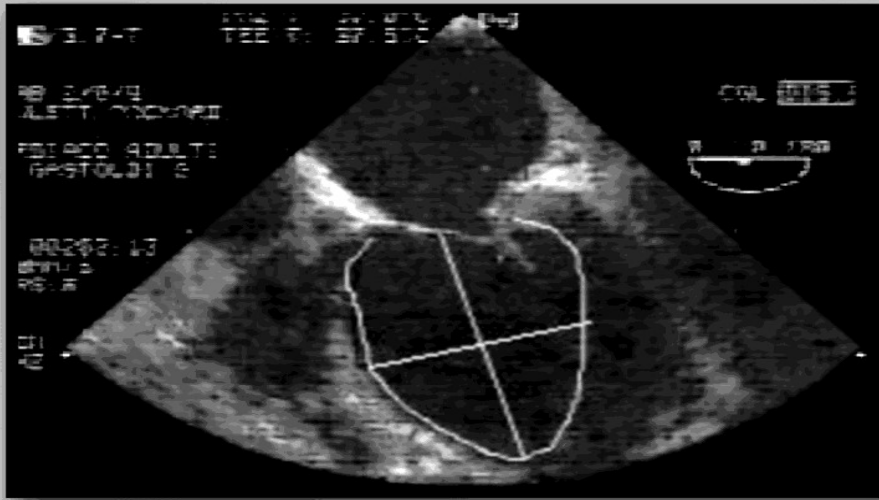
Phone No: 044-24954590/9962514402

Mail Id: heartcare1995@gmail.com

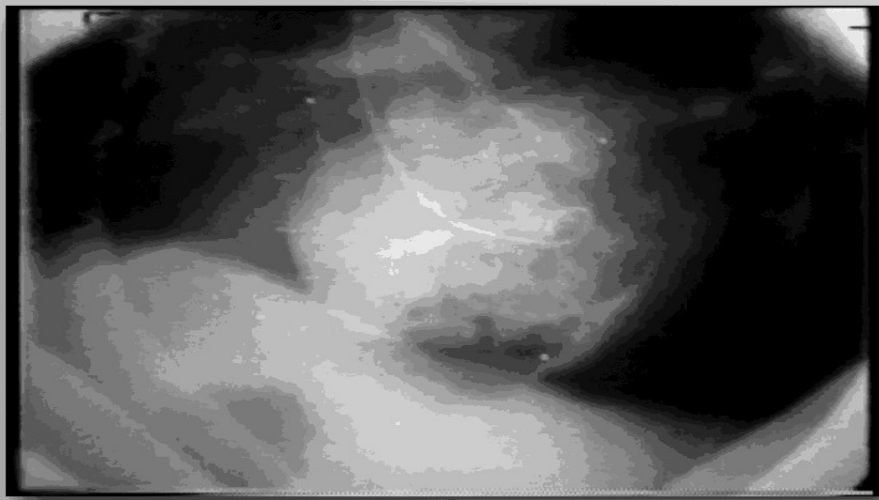
Web: www.heartcareindia.com

The SVR System *Left Ventricular Repair System*

The SVR[®] procedure is a comprehensive surgical therapy for patients suffering from ischemic heart failure. Studies have shown that surgically restoring a dilated left ventricle to a more normal elliptical anatomy using the SVR system results in significantly improved ejection fraction and less risk of post-operative mitral regurgitation



Spherical Ventricle Post SVR
Undesirable surgical outcome



An SVR technique should result in a normal elliptical ventricle every time.

Key Benefits:

- Standardizes the SVR procedure
- Achieves optimal ventricular function and volume
- Defines the new apex
- Reorients the mitral apparatus and papillary muscles properly

Standardizing Surgical Ventricular Restoration (SVR) for consistent and elliptical results every time

The SVR System includes:

The Mannequin™


Defines the new apex

Acts as a template to create an elliptical ventricle with optimal volume every time

Offered in various sizes based on the patient's BSA

Patch Seizer

- Reduces potential for incorrectly trimming the patch
- Decreases the procedure time



Ordering Information

Product

Code

Description

Units



SVC-0080S	SVR System with 80cc Mannequin, without patch	1
SVC-0085S	SVR System with 85cc Mannequin, without patch	1
SVC-0090S	SVR System with 90cc Mannequin, without patch	1
SVC-0100S	SVR System with 100cc Mannequin, without patch	1
SVC-0110S	SVR System with 110cc Mannequin, without patch	1
SVC-0120S	SVR System with 120cc Mannequin, without patch	1
SVC-0130S	SVR System with 130cc Mannequin, without patch	1
SVC-0140S	SVR System with 140cc Mannequin, without patch	1
SVC-0150S	SVR System with 150cc Mannequin, without patch	1

* Patents US6681773 and additional patents pending

CHASE -TRIPOD™

Beating Heart Stabilization System



Easy to Use and Clinically Flexible:

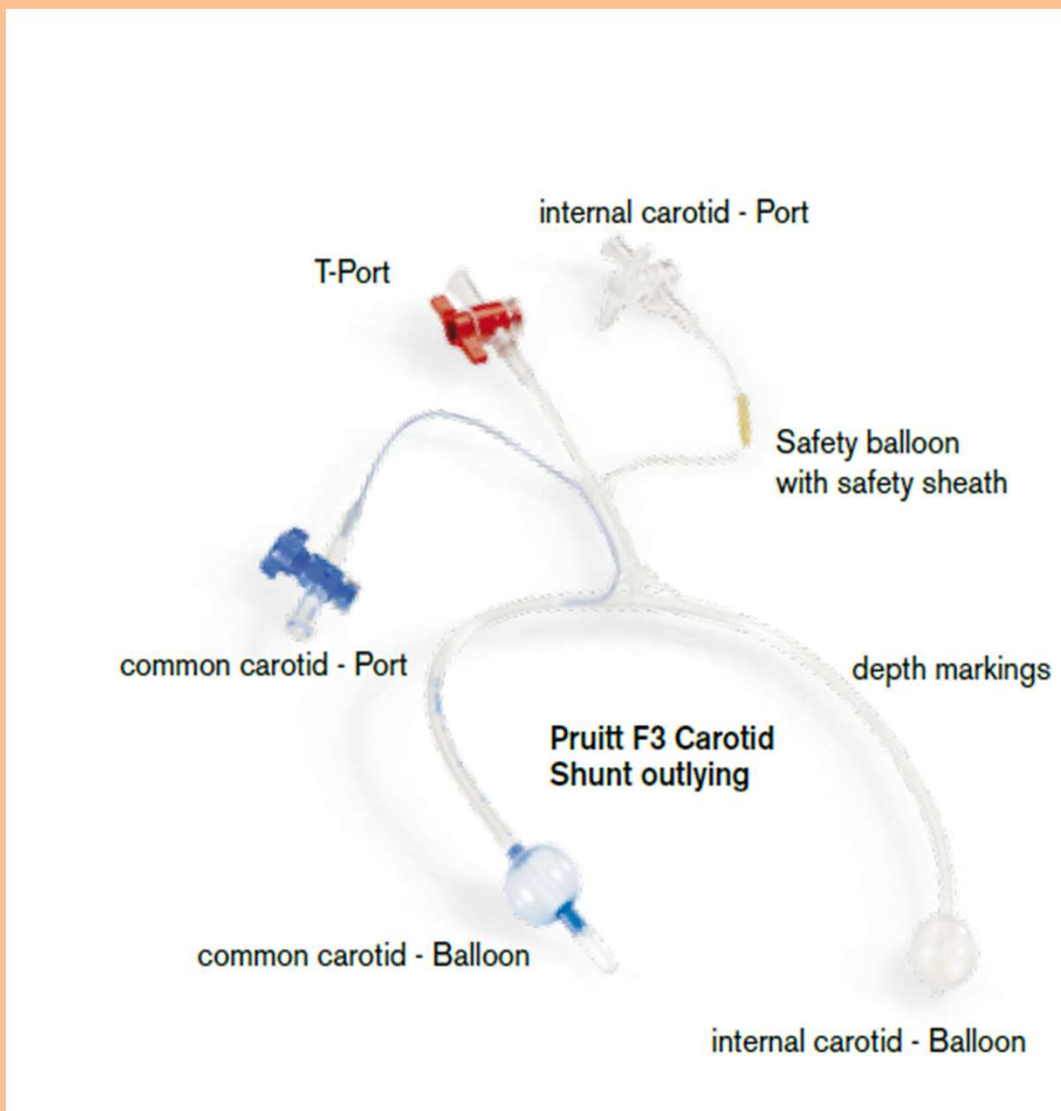
The TRIPOD™ Beating Heart Stabilization System combines ease of use with a rock solid, metal articulating arm and ultra-low profile foot pads. The strength and flexibility of the metal articulating arm delivers superior access and stabilization even to the most challenging Anastomotic locations.

TRIPOD Features:

- Ease of use
- Superior arm strength and stability
- Low profile design
- Optional Atraumatic vessel occlusion

Pruitt F3[®] Carotid Shunts

Cerebral Perfusion with Dual Balloon Occlusion



Pruitt F3-S Polyurethane Outlying Carotid Shunt

Description	Diameter	Length	Model #
Shunt with T-Port	8F	31 cm	2015-10
Shunt with T-Port	9F	31 cm	2014-10

Soft, flexible polyurethane with atraumatic tips to minimize intimal trauma.

Increased Flow: Average flow is 39% - 104%* higher than leading competitors.

Improved Markings: Centimetres markings span the length of the shunt with a bar denoting centre point for easier identification of placement in carotid artery. Tether: Aids in removal of shunt.

****Flow comparison testing conducted at body temperature at constant pressure..***

Flexcel™ Carotid Shunt

Increased Flexibility and Flow

- Atraumatic tips
- Pre-attached tether
- Flexible material



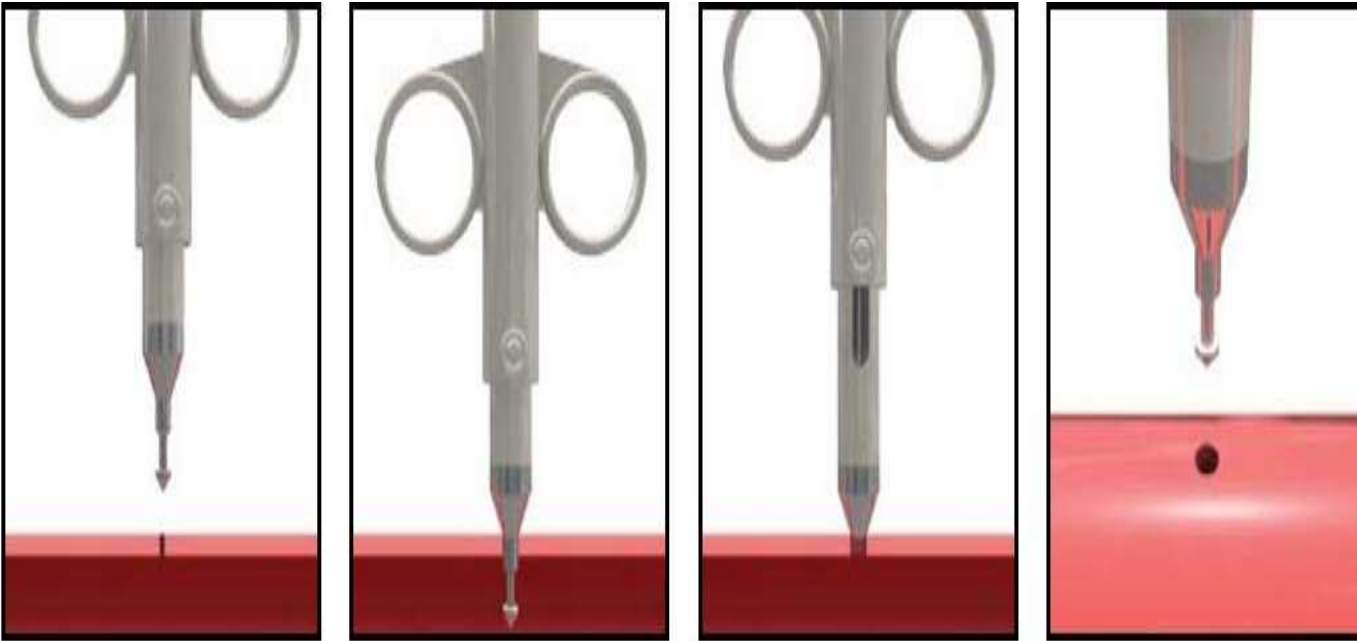
Flexcel Carotid Shunts (Inlying)

Single Unit Packing

	Length	Model # REF
8F - packing with 5x1 unit 8F shunt	14.5 cm	2020-15
10F - packing with 5x1 unit 10F shunt	14.5 cm	2020-25
12F - packing with 5x1 unit 12F shunt	14.5 cm	2020-35
14F - packing with 5x1 unit 14F shunt	14.5 cm	2020-45

NIKO AORTIC PUNCHES

Single Rotating Head








Aortic Punches:

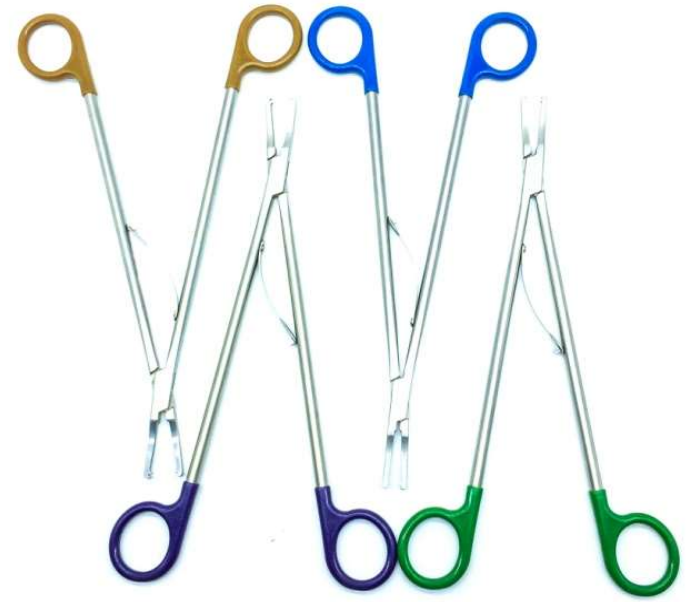
1. Punches with Precision
2. Comfortable Grip
3. Smooth and easy to operate
4. Economical
5. Higher number of Usages

Sizes:

- 2.8mm
- 3.6 mm
- 4.0 mm
- 4.4 mm

NIKO POLYMER CLIP & MICRO CLIPS WITH OPEN CLIP APPLICATOR

	PLTX220	Medium	Blue ●
	PLTX230	Medium-Large	Green ●
	PLTX240	Large	Purple ●
	PLTX250	Extra-Large	Gold ●
	TCTL1201-24	CardioSet-ST	Red
	TCTL2200-24	CardioSet-MT	Blue



SOFT TISSUE RETRACTOR

Minimally Invasive Surgery

CARDIAC SURGERY / CTVS SURGERY / LAPROSCOPIC-GENERAL SURGERY
GYNAECOLOGY / C-SECTION AND BREAST SURGERY



1. Assisted thoracic small incision surgery
2. Pediatric Congenital heart repair surgery
3. Minimally Invasive Cardio Surgery, valve replacemer
4. The small incision robot arm collaborative surgery



HEART CARE INDIA CO

No 21/11, 2nd Floor, VC Garden 2nd Street,
Mandaveli, Chennai-600 028.
Phone No: 044-24954590/9962514402
Mail Id: heartcare1995@gmail.com
Web: www.heartcareindia.com

BULLDOG CLAMP

Vascu®Stop



**Standard Silicone Coated
Soft Coated Gentle Jaws**

BSFS-009



BSFC-008




Multi Clamping Pressures

VASCUSTOP BULLDOG CLAMPS

Product Code	Products Description/ürün	barcode no	Pressure Gr.	In Box
BMXC-006	Maxi Curved	8680041680106	125/175/200 gr	25
BMXS-007	Maxi Streight	8680041680113	125/175/200 gr	25
BSFC- 008	Standard Curved	8680041682766	125/175/200 gr	25
BSFS-009	Standard Streight	8680041682773	125/175/200 gr	25
BMNC-010	Mini Curved	8680041682452	125/150 gr	25
BMNS-011	Mini Streight	8680041682759	125/150 gr	25
BSTC-029	Std.Soft Coated Curved	8680041680632	175/250 gr	25
BSTS-030	Std.Soft Coated Straight	8680041680625	175/250 gr	25

Maxi,Standard & Mini Types



SILICON VESSEL TIES / VESSEL LOOPS

BATRIK MEDICAL



BLUE

RED

WHITE

YELLOW



Size

Mini (0.2cm * 40cm)

Maxi (0.3 cm * 40cm)

Medishare Inc,

S-439, G.K.1, New Delhi ,

+91-11-29231218

Email-medishare@gmail.com

Vessel loops are used in occluding, retracting and identifying arteries, veins, tendons and nerves in surgical procedures. Our vessels loops are extruded from medical grade silicone, with the exception of the Richard – Allan vessel loops, which are made of high performance, medical grade elastomeric. All vessels loops are latex free and radiopaque. Size Mini (0.2cm * 40 cm & Maxi (0.3 cm * 40cm)

The New Innovative ((70mm-200mm) NIKO Flexible Cautery with LED/USB

Indications :

1. Onco Surgery / Abdominal Whipple
2. Liver Cancer Colorectal
3. Upper Spine
4. Hip Replacement / Hip Resection
5. Pelvic Resection / Hysterectomy
6. MICS, CABG, Neuro Endoscopy, LIMA
7. Kidney Transplant Surgery

**Flexible
Pen**



Features:

1. Easy to Operate
2. USB Connection with Long Cable
3. Ergonomically Design
4. Light in Weight
5. Adjust to any length
6. Long Blade (70mm-200mm)
7. Power Source 220ac/ Power Banks/ Laptop or any USB outlet
8. On the Spot Illumination


**Flexible
Pen
with light**



Defibrillation Electrode

Medishare Inc,
S-439, G.K.1, New Delhi ,
medishare@gmail.com

303A5030		Connector compatible with: Phillips Heartstart: FR2, FR2 (+), FR3, Heartstream Forerunner, Heartstart MRx, Heartstart XL, Heartstart XL+
303A5035		Connector compatible with: Medtronic Physiocontrol, Osatu Bexen, Cardioline, Mindray, JOUSING
303A4530		Connector compatible with: Nihon Kohden:
303A2545		Connector compatible with: Zoll Medical Corp
303A6030		Connector compatible with: Zoll: E Series, M Series, R Series, AED PLUS, AED PRO
303A1525		Connector compatible with: CU Medical Systems, Inc, Cmos Drake, Progetti
303A2060		Connector compatible with: Metrax Primedic
303A4531		Connector compatible with: Nihon Kohden
303A7035		Connector compatible with: CU Medical Systems ,inc, Philips
303A4525		Connector compatible with: Schiller
303A4035		Connector compatible with: Mediana





Niko

Electrosurgical Cautery Pad / Diathermy Pad /With & without
Cables Valleylab / Bertchold / Erbe Connectors





STANDARD & REM



BUTTERFLY SHAPE




INFANT & NEONATAL



WITHOUT CABLE PAD

CONNECTORS



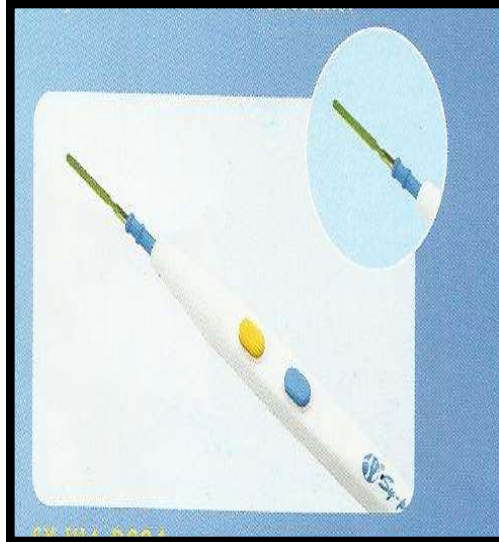
1. Plates are available in two types SPLIT & STANDARD , These are hydro gel combined, very cool & comfortable
2. These are maximum temperature 4°C have no burning or marks on the skin
3. These are adaptable resistance.
4. These are available for Infant, Pediatric & Adult, with & without cable
5. These are most economical & use to avoid shock to the patient during surgery.

NIKO Range of Electrosurgical Pencils

NIKO PEN




NIKO PEN WITH NON STICK BLADE



NIKO PRO PENCIL WITH CERAMIC BLADE



NIKO REUSABLE PENCIL



NIKO FLEXIBLE PEN



NIKO FLEXIBLE WITH LIGHT



NIKO SMOKE PENCIL



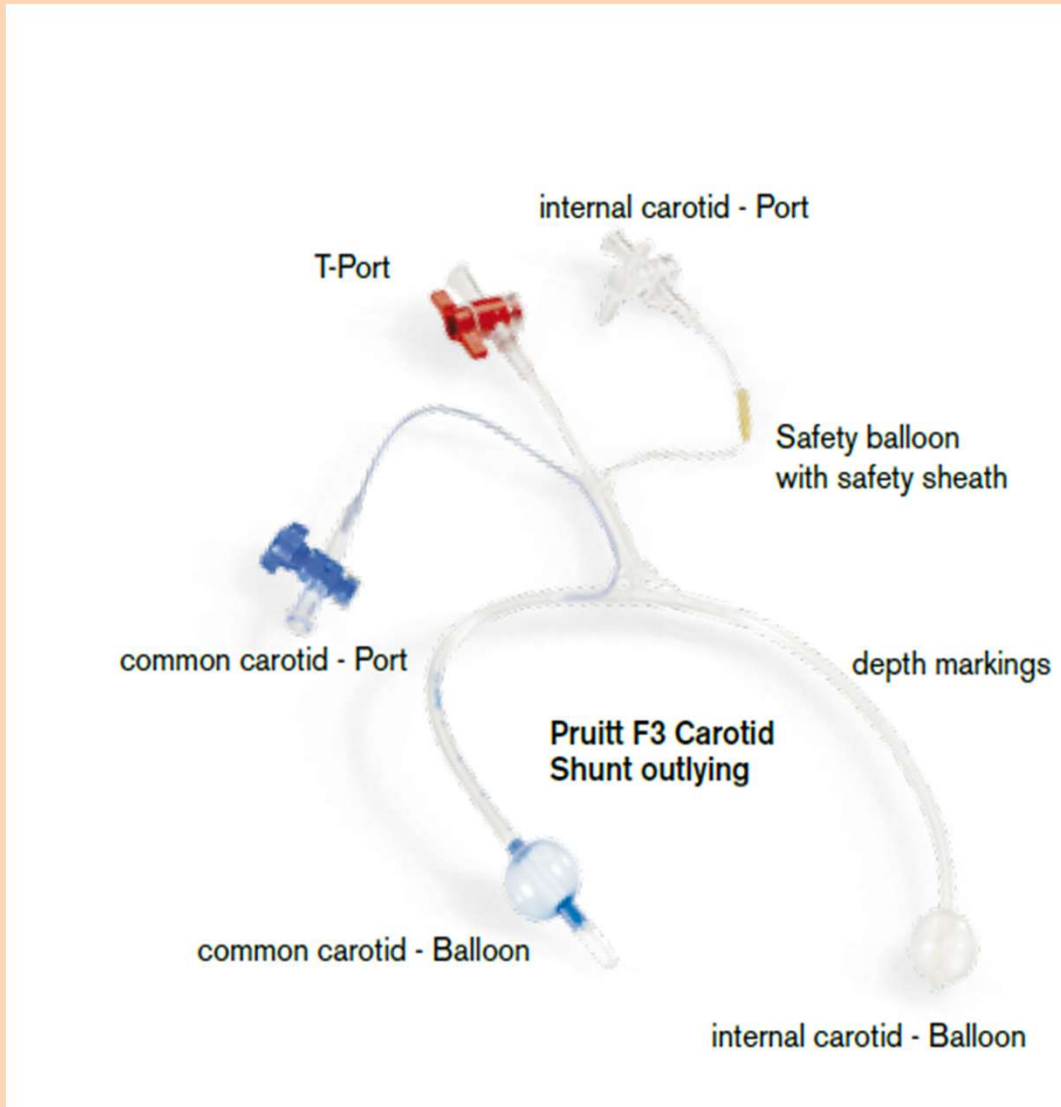
NIKO PENCIL WITH TIP CLEANER



Vascular Surgery

Pruitt F3[®] Carotid Shunts

Cerebral Perfusion with Dual Balloon Occlusion



Pruitt F3-S Polyurethane Outlying Carotid Shunt

Description	Diameter	Length	Model #
Shunt with T-Port	8F	31 cm	2015-10
Shunt with T-Port	9F	31 cm	2014-10

Soft, flexible polyurethane with atraumatic tips to minimize intimal trauma.

Increased Flow: Average flow is 39% - 104%* higher than leading competitors.

Improved Markings: Centimetres markings span the length of the shunt with a bar denoting centre point for easier identification of placement in carotid artery. Tether: Aids in removal of shunt.

****Flow comparison testing conducted at body temperature at constant pressure..***

Flexcel™ Carotid Shunt

Increased Flexibility and Flow

- Atraumatic tips
- Pre-attached tether
- Flexible material

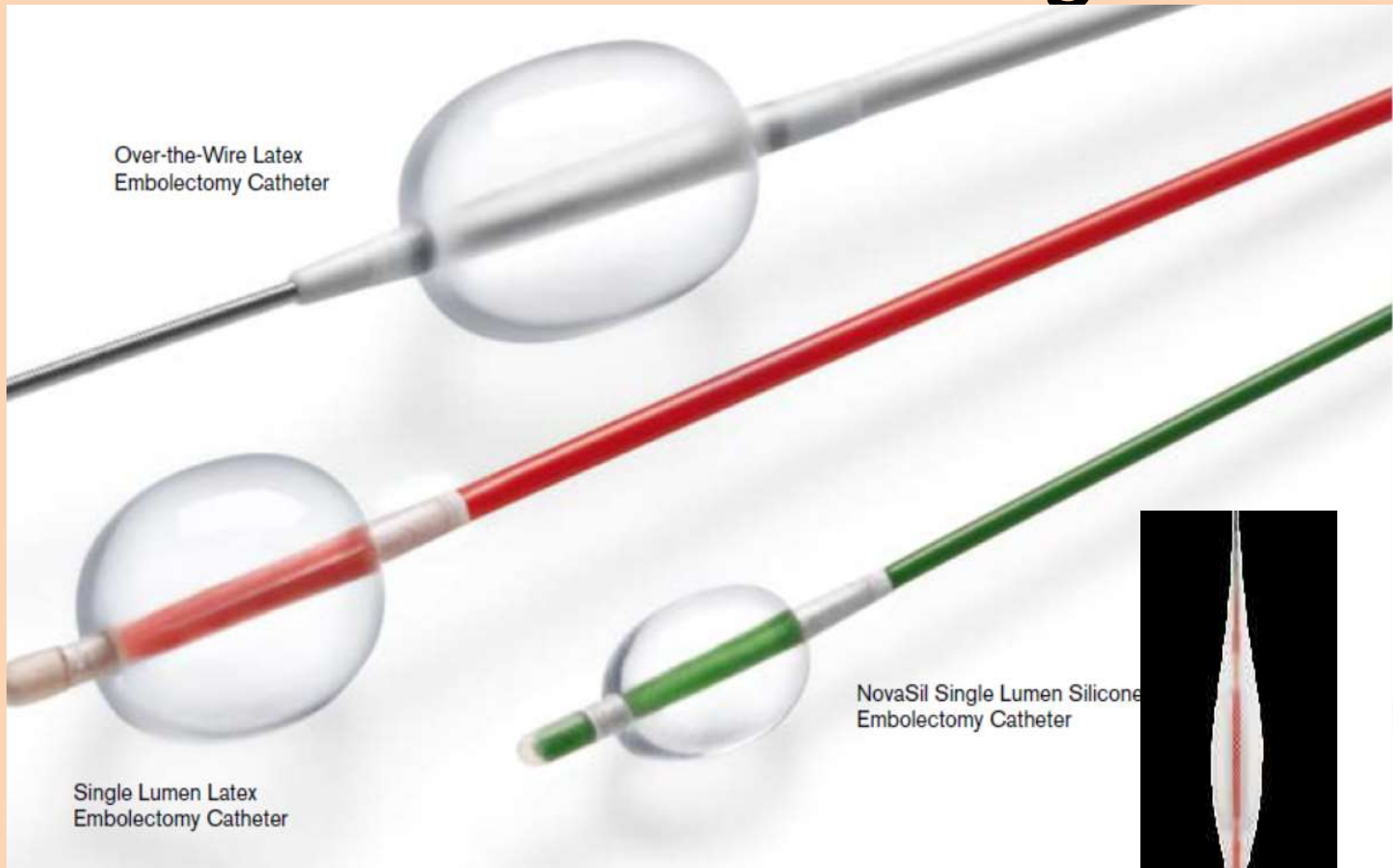


Flexcel Carotid Shunts (Inlying)

Single Unit Packing

	Length	Model # REF
8F - packing with 5x1 unit 8F shunt	14.5 cm	2020-15
10F - packing with 5x1 unit 10F shunt	14.5 cm	2020-25
12F - packing with 5x1 unit 12F shunt	14.5 cm	2020-35
14F - packing with 5x1 unit 14F shunt	14.5 cm	2020-45

LeMaitre® Clot Management Catheters



Over-the-Wire Latex Embolectomy Catheter

Single Lumen Latex Embolectomy Catheter

NovaSil Single Lumen Silicone Embolectomy Catheter

Over-the-wire Latex Embolectomy Catheter

Single Lumen Latex Embolectomy Catheter

Novasil Single Lumen Catheter

Latis Graft Cleaning Catheter

Unique Latis mesh allows for efficient cleaning and effective removal of clots from synthetic grafts. The traction balloon engages tough adherent thrombi and maintains tactile feedback for effective treatment



Syntel Catheter

Shaft design ensures stability in center of vessel to minimize potential damage to the vessel intima. Non-fragmenting balloon enhances clinical outcomes.



LeMaitre Embolectomy Catheters -

- Concentric balloons with progressive Inflation
- Radiopaque catheter shaft
- French size colour coding • Depth markings each 10 cm
- Robust Navigation

XenoSure[®]

Biologic Patch



Exceptionally Strong, Uniform
and Easy to Suture

- Vascular & Cardiac Repair
- Suture Line Reinforcement
- Soft Tissue Deficiency Repair
- NEW – Dura Repair

**STRONG, UNIFORM AND
EASY TO SUTURE**

- Biocompatible
- Excellent tensile and suture retention strength
- Does not require special sutures
- Uniform collagen thickness* for easier suturing



450K+ XenoSure Patches
Implanted over 5 Years**



* Data on file at LeMaitre Vascular, Inc.

** Based on LeMaitre Patch units sold in the last 5 years



HEART CARE INDIA CO

No 21/11, 2nd Floor, VC Garden 2nd Street,
Mandaveli, Chennai-600 028.
Phone No: 044-24954590/9962514402
Mail Id: heartcare1995@gmail.com
Web: www.heartcareindia.com

LeMaitre- Range of Vascular Grafts



LifeSpan® ePTFE Vascular Grafts

- Superb suture retention²
- High burst strength²
- for Haemodialysis



AlboGraft® Polyester Vascular Graft

- Knitted and woven double velour grafts
- Approved collagen impregnation process
- Comfortable sealing
- Excellent suture ability
- Softness and conformability
- Removable external spiral for peripheral grafts



Omniflow® II Biosynthetic Vascular Prosthesis

- Made Up of collagen and a polyester mesh
- For Hemodialysis where vein is not available

VenaBLOCK -Varicose Vein Closure System

VenaBLOCK® offers a unique treatment for venous insufficiency. Treatment is simply delivering cyanoacrylate inside of the dysfunctional vein segment. (VSM, VSP, or perforator veins) continuously while applying pressure over target vein segments



Catheter Length: **100 cm (PTFE)**

Catheter Material : Marked on every 2 cm
OD: 2mm

Catheter Diameter **15 cm**

Catheter Shaft : **Braided, laser Guided**

Marker : Double Lumen , ID 0.5mm for agent ,
ID 0.9mm for laser


TemREN - Atherectomy System

Ready to use set content provides a practical application option. Rotation speed can be adjusted easily and provide safe space to surgeon.

Consistent Solution For Peripheral Arterial Disease

Ready to use set content provides a practical application option. No additional installation equipment required before the process.

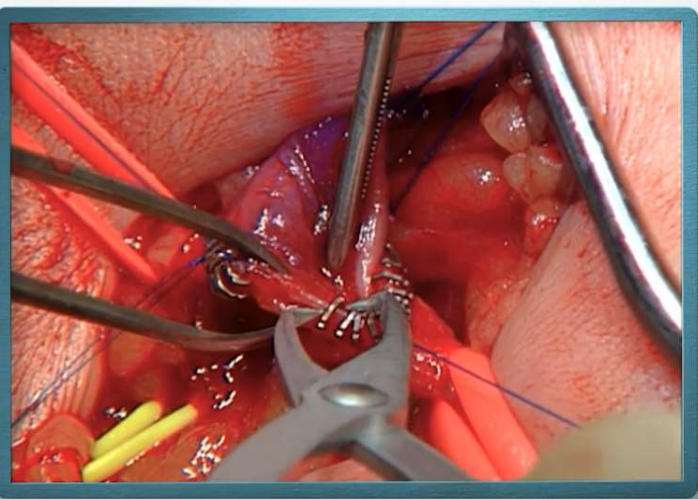
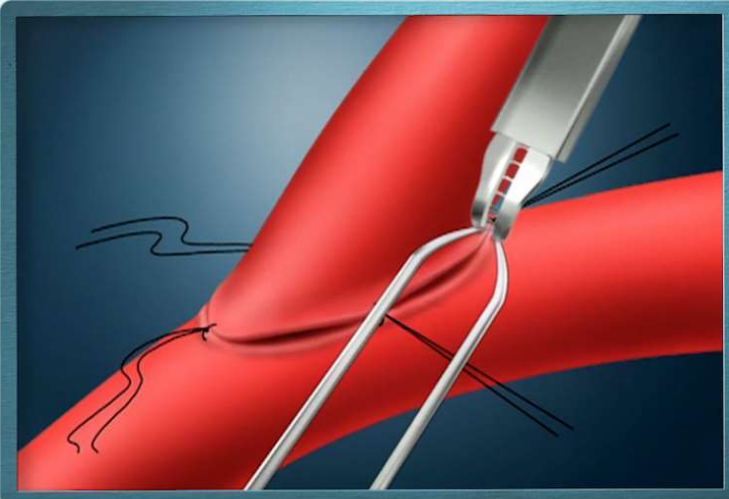
Rotation speed can be adjusted easily and provide safe space to surgeon.



HEART CARE INDIA CO

No 21/11, 2nd Floor, VC Garden 2nd Street,
Mandaveli, Chennai-600 028.
Phone No: 044-24954590/9962514402
Mail Id: heartcare1995@gmail.com
Web: www.heartcareindia.com

AnastoClip GC For Interrupted Vascular Anastomosis - AV Fistulas



Key Benefits

- Interrupted, compliant anastomoticline
- Securely grips into vessel walls
- Fewer revisions to maintain functional patency¹
- Reduced procedure time²

Applications :

- AV fistulas
- Peripheral bypass vein grafting
- Arteriotomy and venotomy
- Vessel repair

Size	Code	Diagram	Units per pack	Clamp Width	Clamp Length	Quantity	Length	Product ID
Medium	M		1 unit per pack	1.1 mm	2.3 mm	35	8 cm	4009-06
Medium	M		1 unit per pack	1.1 mm	2.3 mm	35	NEW 15 cm	4011-01
Large	L		1 unit per pack	1.7 mm	3.3 mm	35	8 cm	4009-07
Large	L		1 unit per pack	1.7 mm	3.3 mm	35	NEW 15 cm	4011-02
Extra Large	XL		1 unit per pack	2.5 mm	4.9 mm	25	8 cm	4009-08
Extra Large	XL		1 unit per pack	2.5 mm	4.9 mm	25	NEW 15 cm	4011-03



AnastoClip Reusable Atraumatic Forceps 18 cm



AnastoClip Universal Clip Remover 6 units per pack 10 cm

AnastoClip Universal Clip Remover 6 units per pack 15 cm

Chevalier Valvulotome- LeMaitre USA

Fast and Effective Valve Removal



Chevalier Valvulotome - A simple, yet effective device for the removal of valves during procedures such as in situ bypass. The easy-to-use valvulotome has specially positioned teeth that provide efficient tissue removal, reducing the risk of trauma or damage to the vein wall.

Eze-Sit® Valvulotome-

Flexible, Safe, and Effective



NEW 1.5mm HYDRO LeMaitre® Valvulotome



Medishare Inc,

S-439, G.K.1, New Delhi ,

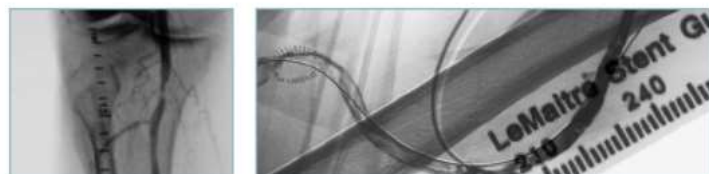

+91-11-29231218

Email-medishare@gmail.com

VascuTape[®] Radiopaque Tape Glow 'N Tell Radiopaque Precision In Vascular Imaging

Vascutape is a flexible, medical-grade tape for use during any vascular procedure involving fluoroscopy or radiography. Providing a simple way to cross-reference precisely between the inside and outside of a patient's body and to accurately size or locate tributaries or lesions beneath the skin, VascuTape Radiopaque Tape can be used for stent placements, identifying fistula locations, PTA procedures during in situ bypass grafting, vena cava filter placement, atherectomy, and balloon catheter insertions.

VascuTape Radiopaque Tape can be applied to the skin before any radiological procedure. The radiopaque markings are visible both to the eye and to an x-ray machine or fluoroscope, allowing for cross-referencing precisely between the inside and outside of a patient's body. Different types of VascuTape are available for different procedures. Glow 'N Tell[®] (30 cm), LeMaitre's original tape product, has centimetre markings and the LeMaitre[®] Stent Guide (270 mm) has millimetre markings.



Reduces the need for exposure to contrast media.

Flexible tape follows patient contours and does not tear under normal use.

Smaller skin incisions; less wound necrosis. Applies directly to patient's skin with more accurate lesion locating, more precise stent and catheter sizing, and reduced contrast injections. Will move with the patient.

Application : -

- * Percutaneous Transluminal
- * Angioplasty (PTA):
- * Stent placement
- * In Situ Vein Bypass
- * Plaque Excision



Aortic Occlusion Catheters

LeMaitre USA

Temporary Atraumatic Vessel Occlusion and Safe, Rapid Control of Bleeding

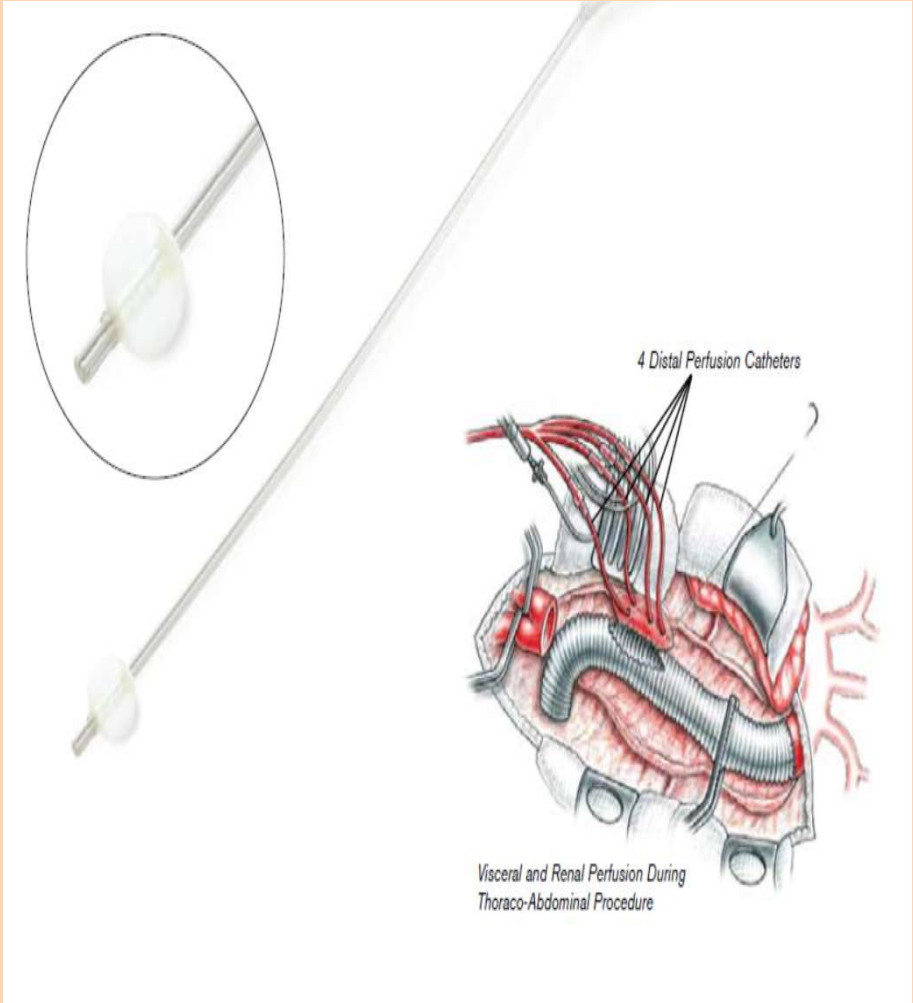
- Pruitt Peripheral Occlusion Catheters - 3F, 4F, 5F
- Pruitt Irrigation/Occlusion Catheter - 9F
- Pruitt Aortic Occlusion Catheter - 12F
- LeMaitre Aortic Occlusion Catheters - 8F



Distal Perfusion Catheter

LeMaitre USA

For Organ Perfusion During Open Aortic Repair Procedures



SILICON VESSEL TIES / VESSEL LOOPS

BATRIK MEDICAL



BLUE

RED

WHITE

YELLOW



Size

Mini (0.2cm * 40cm)

Maxi (0.3 cm * 40cm)

Vessel loops are used in occluding, retracting and identifying arteries, veins, tendons and nerves in surgical procedures. Our vessels loops are extruded from medical grade silicone, with the exception of the Richard – Allan vessel loops, which are made of high performance, medical grade elastomeric. All vessels loops are latex free and radiopaque. Size Mini (0.2cm * 40 cm & Maxi (0.3 cm * 40cm)

Cardiology

NIKO RANGE OF ECG ELECTRODES

- NIKO Eyeball Shape, liquid gel ECG Electrode – MS005
- NIKO Round Shape, Solid gel ECG Electrode – MS010
- NIKO Square Shape, liquid gel ECG Electrode – MS035
- NIKO Pediatric Electrode – MS004
- NIKO MRI Electrode – MS005 RT


1. I.C.U. / C.C.U.
 2. O.T. /EMERGENCY
 3. HEART STATION
- TMT (Tread Mill)
Echo
Holter 24hrs. E.C.G.
AND OPERATION THEATER
1 Millivolt of Current
Skin Friendly
Silver/ Silver Chloride Sensor
Meets All ECG Monitoring Requirement



MS005



MS004



MS035





NIKO MRI ELECTRODES (CATHLAB ELECTRODE) Niko MRI Electrodes for MRI Centers

For Angiography & Angioplasty Procedure

Carbon Stud

Avoid Shadow Formation

Conducts 1 mv of Current

AGCL Sensor



NIKO NEO NATAL ELECTRODES These are Hypoallergenic

Meant for children upto three years

Special Softer Adhesive

Reliable & Economical

ANGIOSAFE

FOR ANGIOGRAPHY AT RELIABLE HAND

The Dispenser, to fit its guide wires



Angiosafe wires

1. Special PTFE coating
2. Teflon which can glide
3. Two lengths – **150 & 260cm**
4. **Two Shapes – J tip & Straight**
5. **Various diameters - (0.025,0.032,0.035,0.038)**
6. CE marked with special dispenser
7. Costs 60% less than any other wires
8. Angiosafe is safe for all Angio procedures

HYDROPHILLIC NITINOL GUIDEWIRE



Special product with double ended flexible tip


*One end angled standard tip, other
end straight soft tip. Stiff shaft
stiffness. Available in two lengths:
150 and 180 cm.*

**Available 150 ,
180 , 220 , 260 J &
St Tip**

Defibrillation Electrode

Medishare Inc,
 S-439, G.K.1, New Delhi ,
 medishare@gmail.com

303A5030		Connector compatible with: Phillips Heartstart: FR2, FR2 (+), FR3, Heartstream Forerunner, Heartstart MRx, Heartstart XL, Heartstart XL+
303A5035		Connector compatible with: Medtronic Physiocontrol, Osatu Bexen, Cardioline, Mindray, JOUSING
303A4530		Connector compatible with: Nihon Kohden:
303A2545		Connector compatible with: Zoll Medical Corp
303A6030		Connector compatible with: Zoll: E Series, M Series, R Series, AED PLUS, AED PRO
303A1525		Connector compatible with: CU Medical Systems, Inc, Cmos Drake, Progetti
303A2060		Connector compatible with: Metrax Primedic
303A4531		Connector compatible with: Nihon Kohden
303A7035		Connector compatible with: CU Medical Systems, Inc, Philips
303A4525		Connector compatible with: Schiller
303A4035		Connector compatible with: Mediana



NIKO INFLATION DEVICE – 40 ATM



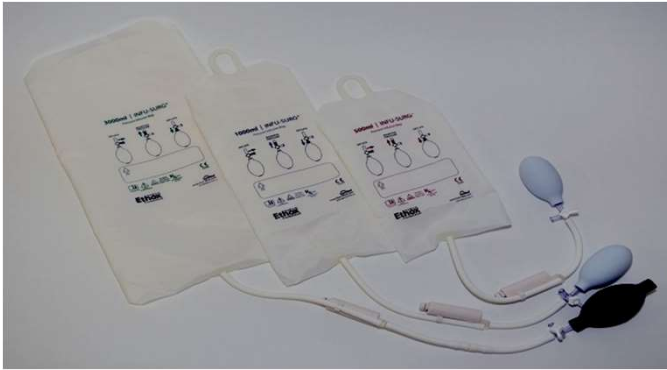
Disposable balloon inflation devices
S type 30ml 40atm with stopcock

Specification: S-type, 30ml, 40atm/bar, HP
Stopcock

Features:

1. Square shape handle applies to different sizes of hands.
2. Chinese knots on handle prevent slippery on holding.
3. Soft cover on deflation release button reduces deflation vibration.

ETHOX - Infu-Surg[®] Pressure Infusion Bag



Specifications of Pressure bags

1. For emergencies we offer special bags 500ml & 1000 ml
2. Disposable & reusable
3. With manometer & without manometer
4. Special material that does not leak



CATHLAB / X-RAY / RADIATION PROTECTION ACCESSORIES

(DR GOOS SUPREMA- GMBH / AADCO MEDICAL-USA/ XENOLITE USA)



- Aprons are used to protect from Tumor, Cataract, Hyper & Hypothyroidism
- FDA approved aprons
- Zero weight
- Customized aprons made to your shape and size
- Keeps you safe
- Enhance your working hours in lab
- Lead free

